

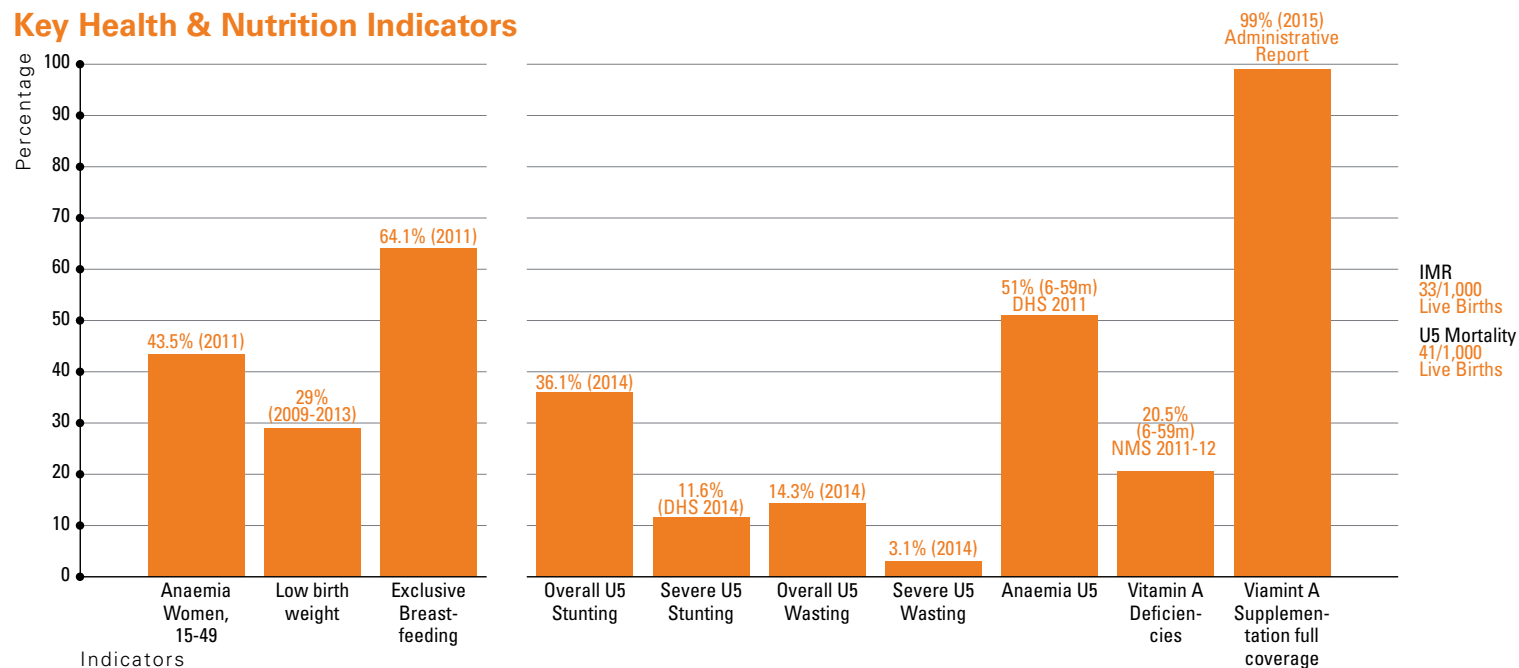


**ESTIMATED TOTAL POPULATION: 158,513,000**  
**ESTIMATED U5 POPULATION: 15,128,000**

# Country Fact Sheets Bangladesh

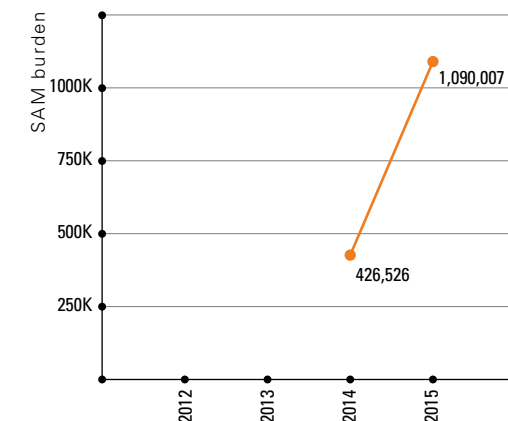


## Key Health & Nutrition Indicators



## National Context of Acute Malnutrition

### ESTIMATED SAM BURDEN



## National SAM Management Policies and Strategies

### REMARKS

National multi-sectoral nutrition plans	Yes	
Inpatient care	Yes	320 facilities out of total about 600+ public facilities
	Year started	2012 (DHIS2 data available from 2015)
Outpatient care	No	Limited, area based, emergency response
	Year started	
Community based case management	No	Very limited, emergency response
SAM management part of national multi-sectoral plans	Yes	
SAM management integrated in national health policies	Yes	
SAM management national guidelines in place	Yes	
Latest SAM management guidelines incorporates WHO 2013 recommendations	No	In progress
SAM in pre-service training curricula	Yes	As part of IMCI protocol

GAM prevalence	14.3% (2014)
SAM prevalence	3.1% (2014)
Current national SAM treatment coverage target	100%
Current national wasting target	Reduce wasting to 8% by 2025 (National Plan of Action on Nutrition 2016-25)
Current national stunting target	"Reduce prevalence to 25% by 2020"

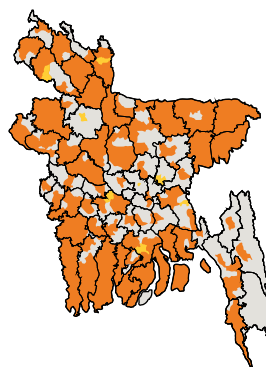
## SAM Financing

Domestic funding for SAM treatment programmes	Yes
Domestic funding for SAM treatment supplies	Yes

## Status of National SAM Management Programme

	PILOT	SCALING UP	PROGRAMMING AT SCALE
Inpatient care		Yes	
Outpatient care	N/A	N/A	N/A
Community case management	N/A	N/A	N/A

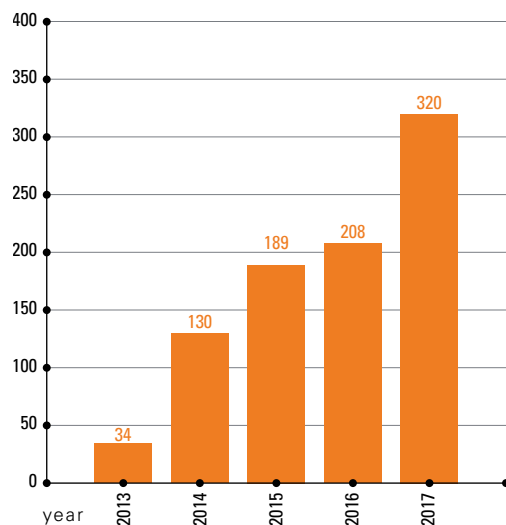
### AVAILABILITY OF TREATMENT SERVICES IN SECOND-TIER ADMINISTRATIVE UNIT



- Upzilla level SAM
- Multiple SAM unit
- No SAM unit

## Geographical Coverage

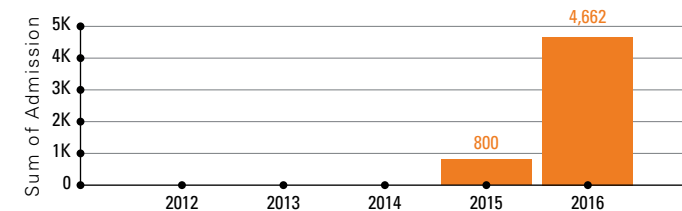
### % of Facilities Offering SAM Treatment, by Year, 2013-2017



	TOTAL	INPATIENT CARE		OUTPATIENT CARE	
		NATIONAL PROGRAM TARGET (NUMBER)	CURRENTLY COVERED (NUMBER; PERCENTAGE)	NATIONAL PROGRAM TARGET	CURRENTLY COVERED (NUMBER; PERCENTAGE)
District level	61	61	52	N/A	N/A
Tertiary/secondary level hospitals	N/A	N/A	29	N/A	N/A
Primary health centres/sub-centres	425	425	238	N/A	N/A
Others (ECD centres)	N/A	N/A	1	N/A	N/A
Community case management units	N/A	N/A	N/A	N/A	N/A

## Key SAM Treatment Performance Indicators

### NUMBER OF CHILDREN ACCESSING SAM MANAGEMENT SERVICES (ADMISSION BY YEAR)



### TREATMENT OUTCOMES (CURED, DEFAULTER, DEATH AND NON-RESPONDERS BY YEAR)

